
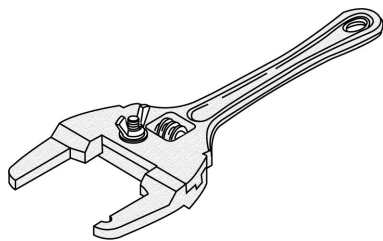


Waste & Overflows

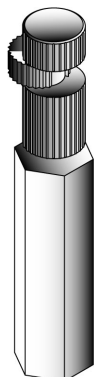


- a. [Tip Lever Waste and Overflows](#)
- b. [Tip Toe Style Waste and Overflows](#)
- c. [Waste and Overflow Replacement Parts](#)
- d. [Access Panels](#)

Tools Needed to Finish Your Projects



44039

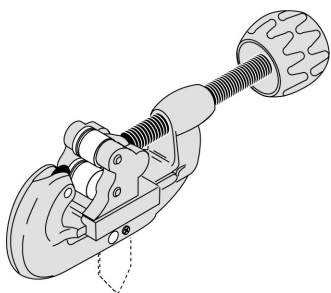


44051

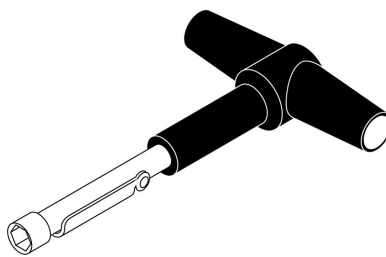


44231

44237



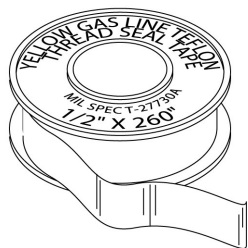
44073



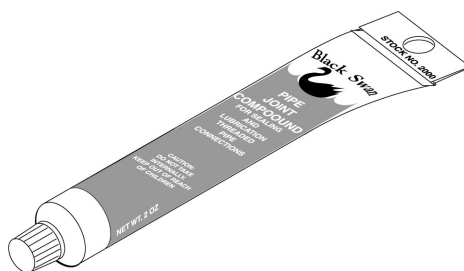
44057



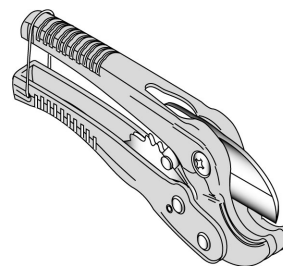
44206



44201

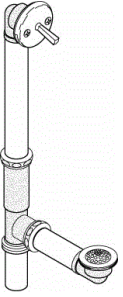


44237



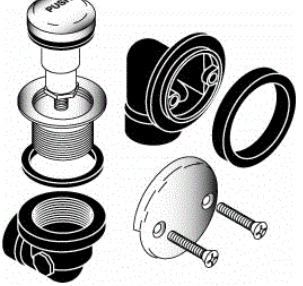
44055

WASTE AND OVERFLOWS / TRIP LEVER WASTE & OVERFLOWS

	Item	Description	Bulk Inner	Bulk Case	Wt.	
	12301	brass	0	10	34	12301
	12302	ABS	0	20	33	Trip Lever Waste And
	12303	PVC	0	20	13	Overflow - adjustable - fits most tubs - chrome trim

	12305	brass	0	10	0	12305
	12306	ABS	0	0	0	Tip Toe Waste And Overflow
	12307	PVC	0	0	0	- adjustable - fits most tubs - chrome trim

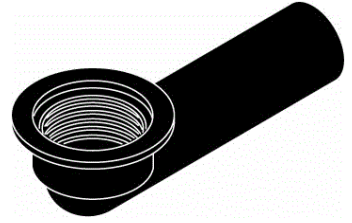
	12308	brass	0	10	0	12308
	12309	ABS	0	10	0	Lift and Turn Style
	12310	PVC	0	10	0	- adjustable - fits most tubs - chrome trim

	12315	schedule 40 ABS	0	20	27	12315
	12316	schedule 40 PVC	0	20	11	1/2 Tip Toe Waste and Overflow - 1 1/2" solvent connection - chrome trim

	Item	Description	Bulk Inner	Bulk Case	Wt.
--	------	-------------	------------	-----------	-----

12329	12329	coarse thread	0	150	10
-------	-------	---------------	---	-----	----

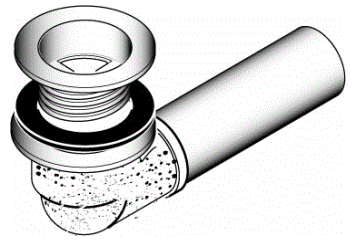
Waste and Overflow Shoe
1-1/2" ABS - Black



12327	12327	fine thread	0	100	68
-------	-------	-------------	---	-----	----

Waste and Overflow Brass Shoe with Strainer Body	12328	coarse thread	0	50	40
---	-------	---------------	---	----	----

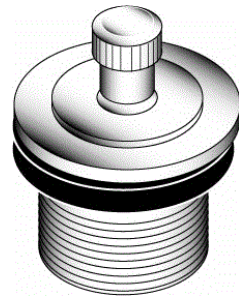
- tapped 10-24



12333	12333	chrome fine thread	0	100	0
-------	-------	--------------------	---	-----	---

Lift/Turn Bath Drain W/ Stopper	12334	chrome coarse thread	0	100	0
--	-------	----------------------	---	-----	---

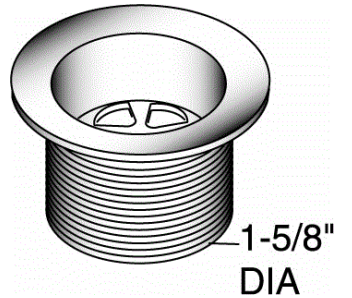
- fine 16 threads per inch
- coarse 11 1/2 threads per inch
- 2 7/8" od flange



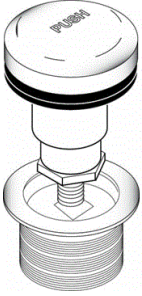
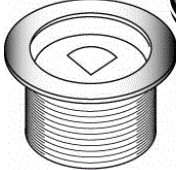
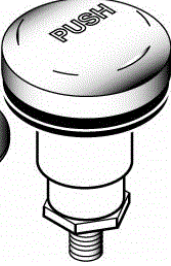
12349	12349	fine thread - s.s.	0	200	13
-------	-------	--------------------	---	-----	----

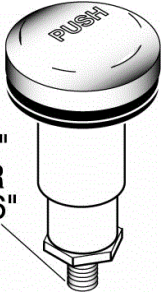
Bath Strainer Body

- CP ABS
- fine thread
- tapped 10-24

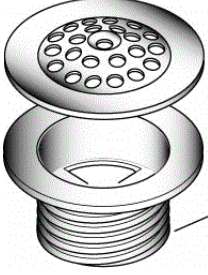


WASTE AND OVERFLOWS / Waste & Overflow Replacement Parts

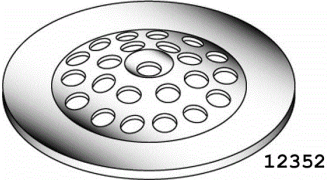
	Item	Description	Bulk Inner	Bulk Case	Wt.	
	12337	fine thread	0	100	0	12337
	12338	coarse thread	0	100	46	Bath Drain with Tip Toe
	12339	CP ABS w/coarse thread	0	100	10	Stopper - chrome plated zinc - tapped 5/16"
	12338					
	12339					

	12341	5/16" brass stem	0	200	13	12341
	12342	3/8" brass stem	0	200	28	Tip Toe Stopper with Rubber Gasket

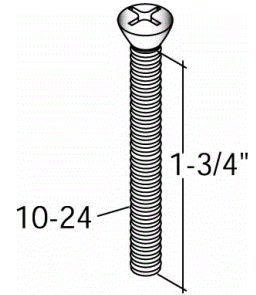
3/8"
OR
5/16"

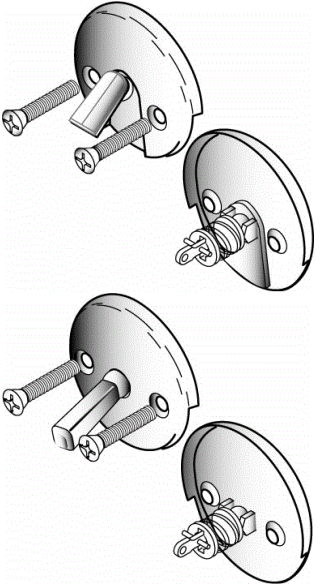
	12345	fine thread	0	200	14	12345
	12346	coarse thread	0	100	8	Bath Strainer with Stainless Steel Grid CP Zinc

10-24

	Item	Description	Bulk Inner	Bulk Case	Wt.	
12352	12352	SS strainer only	0	500	35	
Bath Drain Domed Strainer	12353	1 3/4"x10-24 thread screw	0	1000	24	

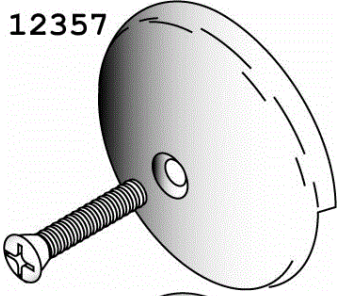
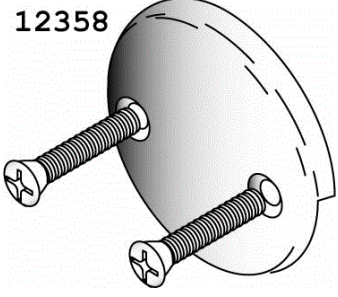
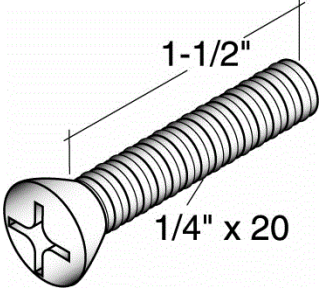
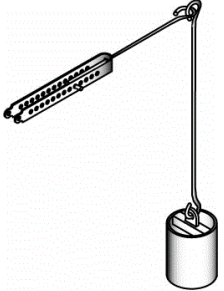
- CP stainless steel
- fits Gerber*








12355	12355	w/ spring, handle & screws	0	200	52	
Trip Lever Face Plates	12356	w/ clip, handle & screws	0	200	44	

- chrome die cast

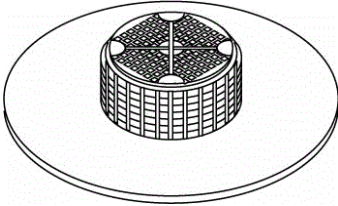
WASTE AND OVERFLOWS / Waste & Overflow Replacement Parts

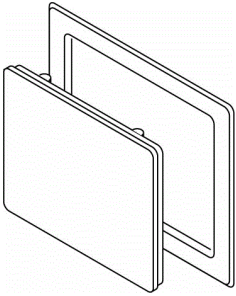
	Item	Description	Bulk Inner	Bulk Case	Wt.	
	12357	one hole w/screw	0	200	12	12357
	12358	two holes w/screws	0	400	48	Overflow Face Plates - chrome die cast
						
	12361	1 1/2"x1/4-20 thread screw	0	2000	18	12361
						Face Plate Screws - CP brass - phillip head
	12365	brass	5	200	42	12365
	12366	ABS	0	400	13	Waste and Overflow Bucket Assembly with Linkage

Item	Description	Bulk Inner	Bulk Case	Wt.	
12375	12375 sponge rubber Beveled Waste And Overflow Washer - 2 1/8" ID x 3 15/16" OD - beveled 3/16" - 9/16"	0	500	11	
12376	12376 fits Price Pfister* & Sayco* Chaneled Waste And Overflow Washer - molded rubber	0	200	7	
					
12377	12377 2 5/8"x1 3/4"x3/32" Tub Shoe Drain Gasket - black rubber	0	1000	12	
26045	26045 1 5/8" Stainless Steel Three-Prong Strainers - for sinks and tubs	0	500	4	
26046	26046 1 7/8"	0	5000	0	

*Representation of products mentioned within does not reflect any type of endorsement by the manufacturer. Products mentioned in this catalog that are manufactured by and for ROC Industries are not OEM manufactured or licensed unless stated otherwise. For additional information, refer to the terms and conditions of sale.

WASTE AND OVERFLOWS / Waste & Overflow Replacement Parts

	Item	Description	Bulk Inner	Bulk Case	Wt.	
	26048	5" diameter	0	500	14	26048
						Drain Guard White Plastic - for sink, tub and shower

	12397	6" x 9"	0	0	0	12399
	12398	8" x 8"	0	15	0	Access Panels Plastic
	12399	14" x 14"	0	15	0	- white plastic